


DEVICE FUNCTIONS

C5001C

Features


- RS232 - USB conversion.
- Virtual COM port device driver.
- ESD surge protection: $\pm 8\text{kv}$ contact discharge, $\pm 15\text{kv}$ air gap discharge.
- LC filters on RS232 RxD and TxD lines.
- USB bus powered, 17mA.
- Fixed and programmable RS232 settings.



Specifications

USB	USB specification 2.0 compliant
	USB type B receptacle connector
	USB full speed 12Mbps transmission
RS232	Signals: RxD, TxD, GND
	Receiver RxD input voltage range: -25v to +25v
	Transmitter TxD output voltage swing: -5.4v to +5.4v
	Connector: 2.54mm pitch, single row, 4-pin connector
	Baud rate: 1200bps to 115200bps
	Parity: Even, Odd, None, Mark, Space
	Data length: 5-bit, 6-bit, 7-bit, 8-bit
	Stop bits: 1-bit, 2-bit
Grounding	USB connector is grounded
Power	USB bus powered, 17mA
Software	32-bit and 64-bit virtual COM port device driver for Microsoft Windows 8, Windows 7, Windows Vista, Windows XP.
Mounting	Chassis mount
Part Number	C5001C RS232 programmable, support all settings.
	C5001C-96 RS232 setting: 9600bps, 8-bit, No parity, 1-bit stop.
	C5001C-19 RS232 setting: 19200bps, 8-bit, No parity, 1-bit stop.
	C5001C-11 RS232 setting: 115200bps, 8-bit, No parity, 1-bit stop.
	Operating temperature range: -40°C TO +85°C

RS232 Connector Definition



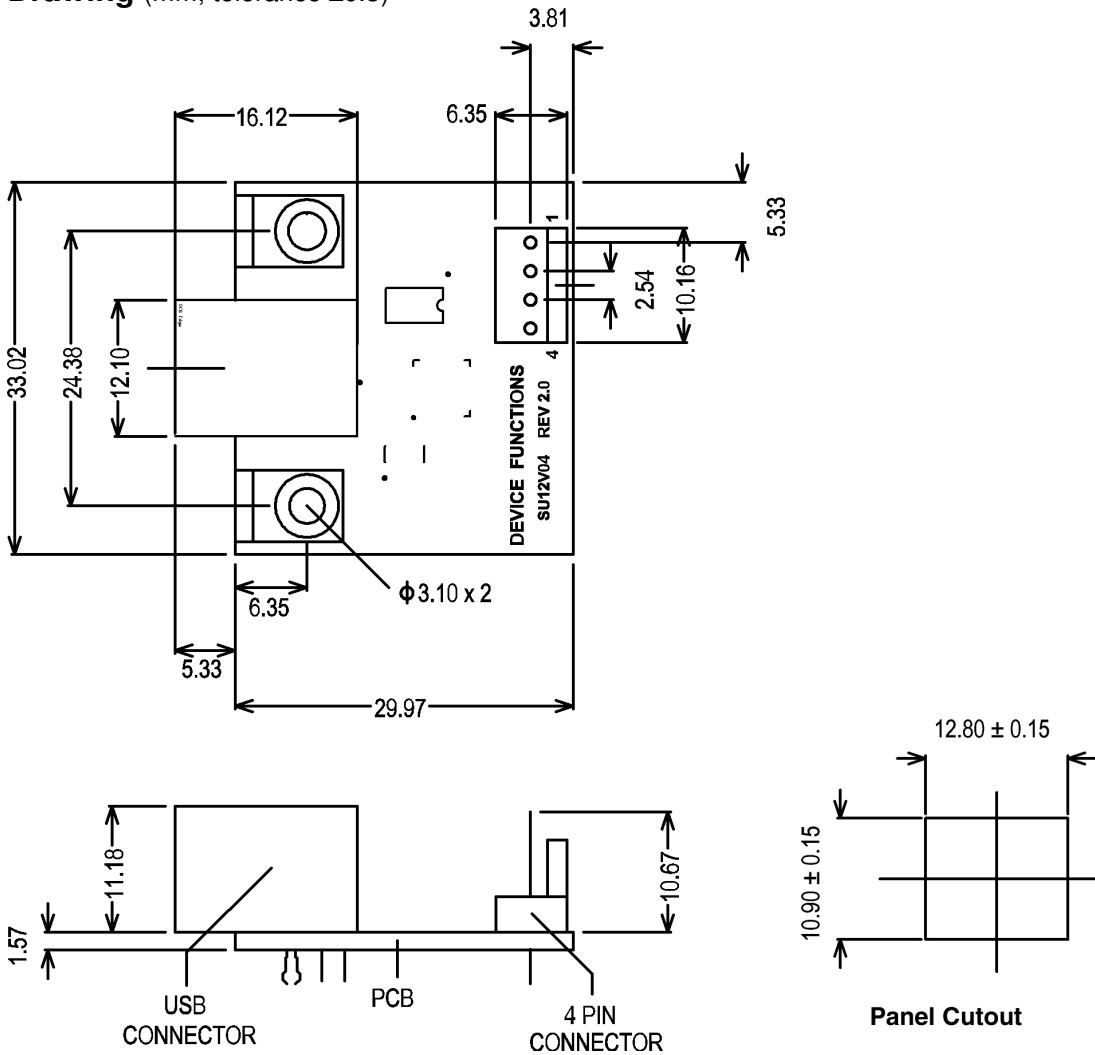
Software Installation

The software package is supplied in a compressed folder file named *USB_COM_1P_Driver* or a CD. Here are the installation steps.

DEVICE FUNCTIONS

1. If you have file *USB_COM_1P_Driver*, rename *USB_COM_1P_Driver* to *USB_COM_1P_Driver.zip*, extract all files to a file folder on your local disk or USB drive, double click *setup.exe* to start software installation.
2. If you have the software CD, insert the software CD into your computer's disc drive, the software installation will start automatically.
3. Follow the on-screen instructions until the setup wizard finishes.
4. Connect USB module to the computer's USB port with an USB cable.
5. Follow the on-screen instructions if any to complete the software installation.

Drawing (mm, tolerance ± 0.3)



DEVICE FUNCTIONS

Accessories


CL310

3 conductor 25cm to 50cm cable with 4 pin connector. The cable length is 25cm unless otherwise specified.



SWD001

Virtual COM USB device driver CD
The virtual COM port device driver supports 32-bit (x86) and 64-bit (x64) Microsoft Windows 8, Windows 7, Windows Vista, Windows XP.



©2014 Device Functions. All right reserved.